





AIO Solution 3.0 - Belly & Pelvic Board Components


Individual patient components list


Patient ID: _____


Date: _____


	YES Art. No.:	NO
AIO 3.0 Base Plate		

	38101	
AIO 3.0 - 0° cushion		


	38107	
AIO 3.0 - Base cushion		

	38108 - Soft Chest Cushion	
AIO 3.0 - Insert Cushion		


	38109 - Full Insert Cushion	
AIO 3.0 - Insert Cushion		


	38204	
	38210	
Extension frame for knee & foot support		


	38126	38127
	38128	
Knee & leg immobilisation cushions		

	38204	
	38210	
Extension frame for knee & foot support		

	38206	
Indexable Foot Support		

	38226	
AIO 3.0 - Indexed Prone Head Support		

	35755 (Model 1)	35765 (Model 2)
	35753 (Model 3)	35753ZF (Model 4)
	35752 (Model 5)	35752ZF (Model 6)
Set of low density head supports		

	35758-MD (Model 1)	35758ZF-MD (Model 2)
	35713-MD (Model 3)	35713ZF-MD (Model 4)
	35714-MD (Model 5)	35714ZF-MD (Model 6)
Set of regular density head supports		



All Rights reserved. No part of this publication may be produced, stored in a retrieval system or transmitted, in any way, form or by any means, electronic, mechanical, photocopying or otherwise, without prior written permission of Orfit Industries ©ORFIT Industries



AIO Solution 3.0 - Breast- & Lungboard Components
Individual patient components list

Patient ID: _____

Date: _____



Positioning of elements			
Position of the patient	Prone		Supine
AIO base plate position (position of laser line on millimeter scale):			
Set-up without base plate: 2-pin bar positions for AIO Base Cushion	Upper		Lower
Position of the knee & leg immobilisation cushions on the extension frame	Frame 38204 (1-19)	Frame 38210 (1-27)	
Side of the knee & leg immobilisation cushions on the extension frame	A		B
Position of the knee & leg immobilisation cushions on the extension frame	Frame 38204 (1-19)	Frame 38210 (1-27)	
Position of the indexable foot support on the extension frame	Frame 38204 (1-19)	Frame 38210 (1-27)	
Indexable foot support adjustments	Tilt position		Foot cup rotation
	1 2 3	A B C D E	
Position of the knee & leg immobilisation cushions on a 2-pin bar	1-5		2-pin bar position
Position of head support	1 2 3		
Thermoplastic masks used:	4-points pelvic mask prone/supine		
	6-points pelvic mask prone/supine		
	6-points pelvic mask supine		
Others/remarks			

All Rights reserved. No part of this publication may be produced, stored in a retrieval system or transmitted, in any way, form or by any means, electronic, mechanical, photocopying or otherwise, without prior written permission of Orfit Industries ©ORFIT Industries