





Patient ID:


Date:


	Yes	No
	Model:	
AIO 3.0 Base Plate		


	38112
AIO 3.0 - Cranial Elevation Cushion	


	38101
	38117
AIO 3.0 - 0° cushion	

	38113
AIO 3.0 - Caudal Elevation Cushion	


	38110
AIO 3.0 - Cranial Cushion	


	38114
AIO 3.0 - Comfort Wedge for Contralateral Breast	


	38111
AIO 3.0 - Caudal Cushion	

	38115
AIO 3.0 - Bridge Plate for Contralateral Breast	

	38126	38127
	38128	
Knee & leg immobilisation cushions		

	38219
AIO 3.0 - Indexation Cushion for use without Base Plate	

	38204
	38210
Extension frame for knee & foot support	

	38226
AIO 3.0 - Indexed Prone Head Support	


All Rights reserved. No part of this publication may be produced, stored in a retrieval system or transmitted, in any way, form or by any means, electronic, mechanical, photocopying or otherwise, without prior written permission of Orfit Industries ©ORFIT Industries




AIO Solution 3.0 - Prone Breast Board Components
Individual patient components list

Patient ID:

Date:

	35703 (low density)	35706 (low density)
	35754/1 (high density)	35754/2 (high density)
Head Support Elevation Blocks (20 or 40 mm)		

	29051
Comfort Head Rest for Prone Position	

Positioning of elements		
AIO base plate position (position of laser line on millimeter scale):		
Set-up without base plate: 2-pin bar position for AIO 3.0 Cranial Cushion		
Set-up without base plate: 2-pin bar position for AIO 3.0 Indexation Cushion for use without Base Plate		
Position of the left hand on the AIO 3.0 Cranial Cushion	1	3
	4	6
Position of the right hand on the AIO 3.0 Cranial Cushion	1	3
	4	6
Position of the Indexed Prone Head Support	Position 1	Position 2
Treated Breast	Left	Right
Direction of the Comfort Wedge for Contralateral Breast	Highest point medial	Highest point lateral
Side of the knee & leg immobilisation cushion on the extension frame	A	B
Position of the knee & leg immobilisation cushions on the extension frame	Frame 38204 (1-19)	Frame 38210 (1-27)
Position of the knee & leg immobilisation cushions on a 2-pin bar	1-5	2-pin bar position
Thermoplastic mask used:	Model:	
Others/remarks		