

THE AIO SOLUTION® PEDIATRIC BASE PLATE IN CARBON FIBRE LAMINATE



AIO SOLUTION® code: **P-LD-PED**

Article No. : **32301-PED**

32301-PED/NOLS (without leg separator)

A. GENERAL PRODUCT INFORMATION

The products referred to in these instructions are medical devices used for patient positioning and immobilisation in radiation therapy. This low density plate can be used during both the simulation and treatment stage.

This product may only be used in combination with immobilisation masks produced by Orfit. Orfit prohibits the use of unauthorised third-party products in conjunction with its own products.

B. PRODUCT DESCRIPTION

This carbon fibre laminate BASE PLATE, used for the treatment of both children and adults, is the basic element of "THE TOTAL AIO SOLUTION® TREATMENT PACKAGE". It is used in combination with THE AIO SOLUTION® CUSHIONS, HIGH PRECISION HEAD SUPPORTS and BLOCKS & WEDGES, and with the EFFICAST® PRE-CUTS to form a reproducible patient positioning and immobilisation device in the field of radiotherapy. Information on these other parts and instructions on how to make the masks can be found in the respective 'instructions for use' and on www.orfit.com.

C. PRECAUTION FOR USE

This is a fragile product, please handle with care. Always place the base plate on a flat surface. Clear the treatment table of any debris before positioning the base plate.

Always fix the base plate securely to the treatment couch before positioning a patient. More information on how to fix this base plate to a couch top can be found on our website <http://www.orfit.com/en/fixation-devices/>.

If the base plate is used in overhang over the couch a Table Fix (art. no. 35744/6) or iBeam couch fixation (art. no. 32813) needs to be used at the caudal end to secure the base plate to the couch top. This prevents the base plate from falling off the table when the patient moves.

The CFL base plate is constructed to be light in weight. When handled roughly, it may get damaged and fibres may come off. When this happens, stop using the base plate to prevent fibres from getting in contact with the patient's or user's skin. Contact your distributor.

A patient set-up form for each treatment area is available on the Orfit website www.orfit.com.

D. STORAGE

Always store the product in a safe place to prevent it from getting damaged or falling onto other objects. Take care not to damage the edges of the plate when storing it in an upright position. Prevent hard objects from falling onto the plate.

Store the base plate between +10°C (50°F) and 40°C (122°F).

E. PROPERTIES

E.1. Physical Properties

Dimensions: L 1350 mm x W 544 mm x H 30 mm

Weight : 3,630 kg

E.2. Mechanical Properties

Breaking/weight limit:

Tests have revealed that the Base Plate can take in a safe way a weight of up to 80 kg on the head part when in maximum overhang position. The compress strength of the Base Plate itself is higher than 500 kg (but do not apply this force in point loads).

Bending:

The bending (sag) ΔLw of the AIO base plate (measured between the two positioning holes of the head support, at 323 mm from the 'maximum overhang line) can be calculated using the next equation:

$$\Delta Lw = 0,07695W + 0,04889, \text{ where}$$

ΔLw is the displacement of the plate (mm)

W is the vertical force (weight), exerted at the measuring point (kg)

SD: $\pm 0,017$ mm

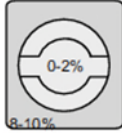
E.3. Dosimetric Properties

The general attenuation factor ($\pm 0.15\%$) for the Base Plate is as follows:

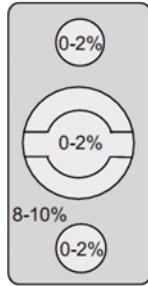
6 MV	1.4%
15 MV	1.2 %
Skin build-up	4 mm H ₂ O equiv.

The Base Plate has areas where higher density ($\pm 1.4 \text{ g/mm}^3$) materials have been used to reinforce parts like screw inserts, grip pole inserts and the leg separator insert. The drawing on the right of this page shows these areas and below the corresponding attenuation factors at 6MV are listed.

- 1) fixation screw inserts $\varnothing 1 \text{ cm}$: 8-10 %
- 2) grip pole inserts:



- 3) fixation screw inserts (blocks of 30x30x30mm): 8-10 %
- 4) leg separator insert:



- 5) table fix tunnel (runs across the base plate): 4-5 %
- 6) edge of pelvic slots: 8-10 %

Note: Base Plate 32301-PED/NOLS doesn't have a hole for the leg separator. As such this part of the Base Plate doesn't contain reinforcement material and the general attenuation factors apply here.

Note: Use these numbers as a guidance only. Perform the measurements again in your department to verify these results.

F. MAINTENANCE AND WASTE MANAGEMENT

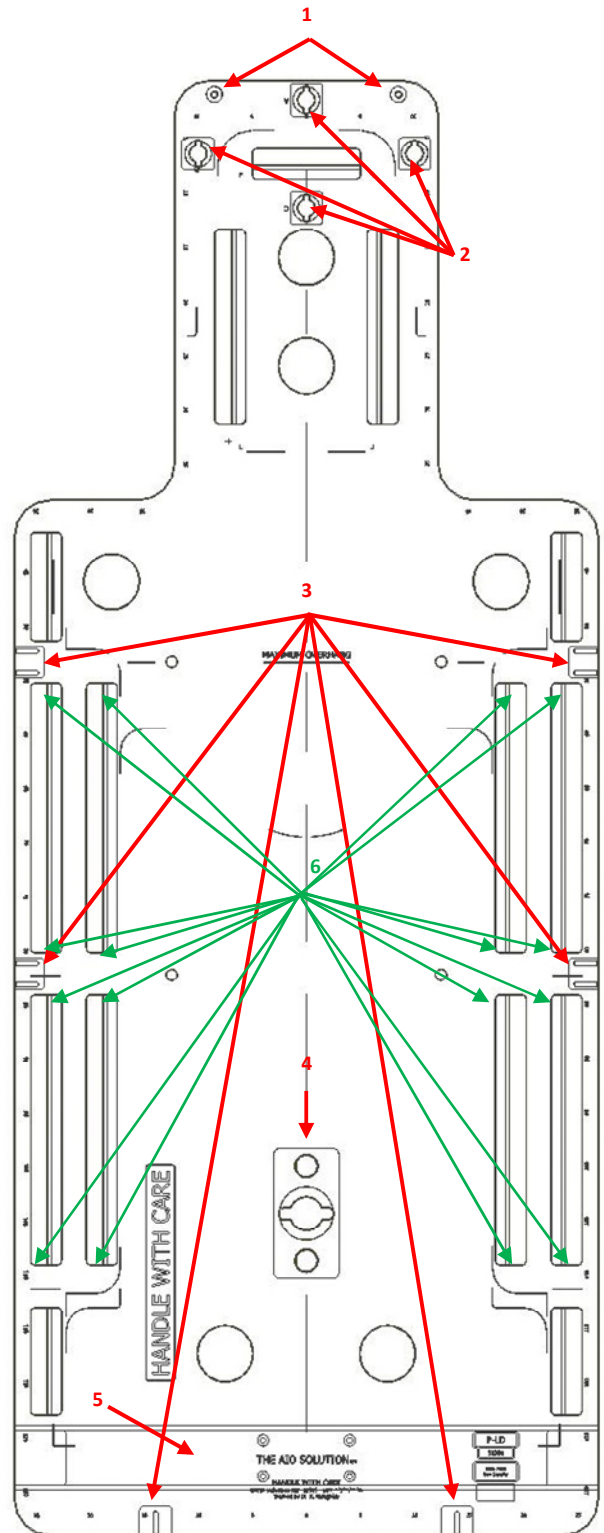
This product can be cleaned and disinfected by means of soapy water or an isopropanol based disinfectant, applied with a soft cloth. If unsure about the cleaning fluid, do not use. **Never use aerosol sprays, corrosive cleaning agents, solvents or abrasive detergents.**

Periodic checks of the product should be done to insure the parts are not worn and require repair or replacement. **Do not attempt to make repairs yourself.** Contact your distributor if there are any questions or concerns.

The product can be disposed of with household waste.

G. ADDITIONAL INFORMATION

For additional information such as distributor contact information, product brochures, Safety Data Sheets and regulatory information, please visit our website www.orfit.com.



Note:

It is prohibited to make alterations to this text without prior approval from Orfit Industries. THE AIO SOLUTION® and EFFICAST® are registered trademarks of ORFIT INDUSTRIES N.V.



ORFIT INDUSTRIES
 Vosveld 9A | B-2110 Wijnegem | Belgium
 T (+32) (0)3 326 20 26
 welcome@orfit.com

www.orfit.com



Ref. No. 31954
 VERSION 6
 LAST UPDATE: 02/05/2023
 REVISION DATE: 02/05/2025