








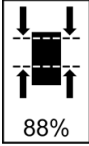

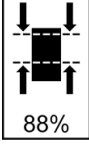



**RAYCAST® HIGH PRECISION ACCESSORIES
HEAD SUPPORTS REGULAR DENSITY FOR MULTIPOINT
BASE PLATES WITH PUSH PINS**

Models	Pictures	Dimensions
<p>Model 1 with lateral neck flaps Article No. : 32423-MD</p>		
<p>Model 2 without lateral neck flaps Article No. : 32423ZF-MD</p>		
<p>Model 3 with lateral neck flaps Article No. : 32421-MD</p>		
<p>Model 4 without lateral neck flaps Article No. : 32421ZF-MD</p>		
<p>Model 5 with lateral neck flaps Article No. : 32422-MD</p>		
<p>Model 6 without lateral neck flaps Article No. : 32422ZF-MD</p>		
<p>Model 7 With lateral neck flaps for patients with a curved spine Article No. : 32426-MD</p>		
<p>Article No.: 32708-MD</p>	<p>Set of Model 1, 2, 3, 4, 5 and 6</p>	

A. GENERAL PRODUCT INFORMATION

The products referred to in these instructions are medical devices, used for patient positioning and immobilization in radiation therapy. This product may only be used in combination with immobilisation masks produced by Orfit. Orfit prohibits the use of unauthorised third-party products in conjunction with its own products.

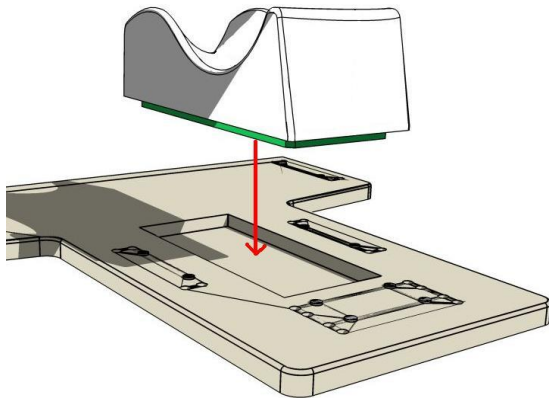
B. PRODUCT DESCRIPTION

These REGULAR DENSITY HEAD SUPPORTS FOR MULTIPOINT NON-ORFIT BASE PLATES WITH PUSH PINS are used in combination with base plates that have a rectangular cut-out for the head supports and with EFFICAST® PRE-CUTS. Together with these parts they form a reproducible patient positioning and immobilization system. The head supports offer the opportunity to position the patient's head in a stable, reproducible way. Information on the EFFICAST® PRE-CUTS can be found in the respective 'instructions for use' and on www.orfit.com.

C. PRECAUTIONS FOR USE

These devices can only be used on the above described base plates.

The head supports are securely positioned on the base plates by means of a positioning block made of green foam on the bottom of the head support that fits the recess in the base plates.



Always verify that the devices are positioned correctly on these base plates.

D. STORAGE

Always store the product in a safe place to prevent them from getting damaged. Do not put heavy objects on the devices and prevent hard objects from falling onto it, because these will cause permanent damage. Store the devices between +10°C (50°F) and 40°C (122°F).

E. PROPERTIES

E.1. Basic Physical Properties

The following physical properties apply to these devices:

Dimensions:	L 230 - 257 mm
	W 108 - 120 mm
	H 82 - 92 mm
Weight:	0,50 - 0,67 kg

E.2. Mechanical Properties

The HD head supports are made of PU foam and have a good dimensional stability.

This product is made entirely of electrically non-conductive, non-metallic and non-magnetic materials and is MRI safe.



E.3 Dosimetric Properties

These head supports are made of regular density foam that has the following dosimetric properties per cm of material through which the beam passes:

Attenuation at 6 MV:	0.57% per cm.
Attenuation at 15 MV:	0.46% per cm.

Skin build-up:	1.38 mm H2O equivalent per cm.
----------------	--------------------------------

Note: Use these numbers as a guidance only. Perform the measurements again in your department to verify these results.

F. MAINTENANCE AND WASTE MANAGEMENT

These products can be cleaned and disinfected by means of soapy water or an isopropanol based disinfectant, applied with a soft cloth. If unsure about the cleaning fluid, do not use.

Never use aerosol sprays, corrosive cleaning agents, solvents or abrasive detergents.

Periodic checks of the product should be done to insure the parts are not worn and require repair or replacement. **Do not attempt to make repairs yourself.** Contact your distributor if there are any questions or concerns.

The products can be disposed of with household waste.

G. ADDITIONAL INFORMATION

For additional information such as distributor contact information, product brochures, Safety Data Sheets and regulatory information, please visit our website www.orfit.com.

Note:

The instructions were written in accordance with the European Directive 93/42/EEC for Medical Devices. It is prohibited to make alterations to this text without prior approval from Orfit Industries. RAYCAST® and EFFICAST® are registered trademarks of ORFIT Industries.



ORFIT INDUSTRIES
Vosveld 9A | B-2110 Wijnegem | Belgium
T (+32) (0)3 326 20 26
welcome@orfit.com

www.orfit.com



Ref. No. 31987
VERSION 6
LAST UPDATE: 15/03/2019
REVISION DATE: 15/03/2021