








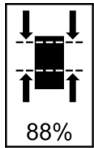




**RAYCAST® HIGH PRECISION ACCESSORIES
HEAD SUPPORTS – REGULAR DENSITY EXTRA SOFT
FOR CYBERKNIFE (FOR OTHER HARDWARE)**

Models	Pictures	Dimensions
<p>Model 1 with lateral neck flaps Article No. : 32444</p>		
<p>Model 2 without lateral neck flaps Article No. : 32445</p>		
<p>Model 3 (age: 6-12 years) with lateral neck flaps Article No. : 32446</p>		
<p>Model 4 (age: 6-12 years) without lateral neck flaps Article No. : 32447</p>		
<p>Model 5 with lateral neck flaps Article No. : 32448</p>		
<p>Model 6 without lateral neck flaps Article No. : 32449</p>		
<p>Article No.: 32450</p>	<p>Set of Model 1, 2, 3, 4, 5 and 6</p>	

A. GENERAL PRODUCT INFORMATION

The products referred to in these instructions are medical devices, used for patient positioning and immobilisation in radiation therapy.

To attain an optimal result, it is recommended to use this product in combination with Orfit immobilisation products.

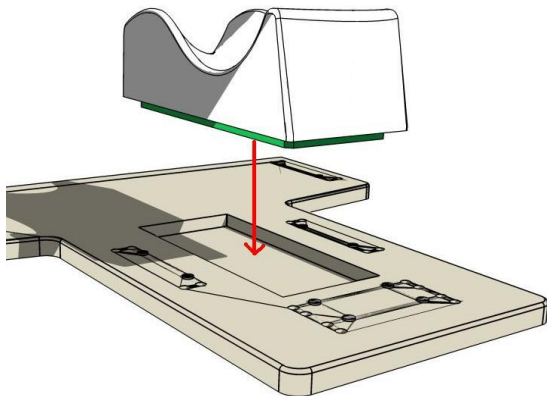
B. PRODUCT DESCRIPTION

The HP HEAD SUPPORTS – REGULAR DENSITY EXTRA SOFT are used in combination with MULTIPOINT BASE PLATES WITH PUSH PINS and EFFICAST® PRE-CUTS to form a reproducible patient positioning and immobilization system. The head supports offer the opportunity to position the patient's head in a comfortable way. Note that the stability of these head supports is not as high as the standard low and regular HP Head Supports. **The EXTRA SOFT HEAD SUPPORTS are designed for long treatments on the Cyberknife where the movement of the patient can be tracked.** Information on these other parts can be found in the respective 'instructions for use' and on www.orfit.com.

C. PRECAUTIONS FOR USE

Always use these devices in combination with Push Pin base plates (with a rectangular cut-out for the head support).

The head supports can be positioned on the base plates by means of a rectangular interface on the bottom of the head support.



Always verify that the devices are positioned correctly on the base plate.

These head rests are primarily made of Viscoelastic Polyurethane foam which degrades by radiation. If used in treatment we recommend to switch them regularly with the same types from simulation so each head rest in the inventory receives a comparable dose.

Note:

It is prohibited to make alterations to this text without prior approval from Orfit Industries. RAYCAST® is a registered trademark of ORFIT Industries.



ORFIT INDUSTRIES
Vosveld 9A | B-2110 Wijnegem | Belgium
T (+32) (0)3 326 20 26
welcome@orfit.com

www.orfit.com



Ref. No. 50122

VERSION 5

LAST UPDATE: 02/04/2021

REVISION DATE: 02/04/2023

D. STORAGE

Always store the products in a safe place to prevent them from getting damaged. Do not put heavy objects on the devices and prevent hard objects from falling onto it, because these will cause permanent damage. Store the devices between +10°C (50°F) and 40°C (122°F).

E. PROPERTIES

E.1. Basic Physical Properties

The following physical properties apply to these devices:

Dimensions:	L 230 - 257 mm
	W 108 - 120 mm
	H 82 - 92 mm
Weight:	0,25 - 0,50 kg

E.2. Mechanical Properties

The RD head supports are made of PUR viscoelastic foam and have a good dimensional stability.

This product is made entirely of electrically non-conductive, non-metallic and non-magnetic materials and is MRI safe.



E.3 Dosimetric Properties

These head supports are made of regular density foam that has the following dosimetric properties **per cm of material** through which the beam passes:

Attenuation (± 0.15%)		Skin build up (± 0.1 mm)
6 MV	15 MV	mm H ₂ O equiv.
0.57 %	0.46 %	1.38 mm/mm material

Note: Use these numbers as a guidance only. Perform the measurements again in your department to verify these results.

F. MAINTENANCE AND WASTE MANAGEMENT

These products can be cleaned and disinfected by means of an isopropanol based disinfectant, applied with a soft cloth. If unsure about the cleaning fluid, do not use. **Never use aerosol sprays, corrosive cleaning agents, solvents or abrasive detergents. Do not soak the cushions.** Further cleaning instructions can be found in the [Orfit Cleaning Guidelines](#).

Periodic checks of the product should be done to insure the parts are not worn and require repair or replacement. **Do not attempt to make repairs yourself.** Contact your distributor if there are any questions or concerns.

The products can be disposed of with household waste.

G. ADDITIONAL INFORMATION

For additional information such as distributor contact information, product brochures, Safety Data Sheets and regulatory information, please visit our website www.orfit.com.