
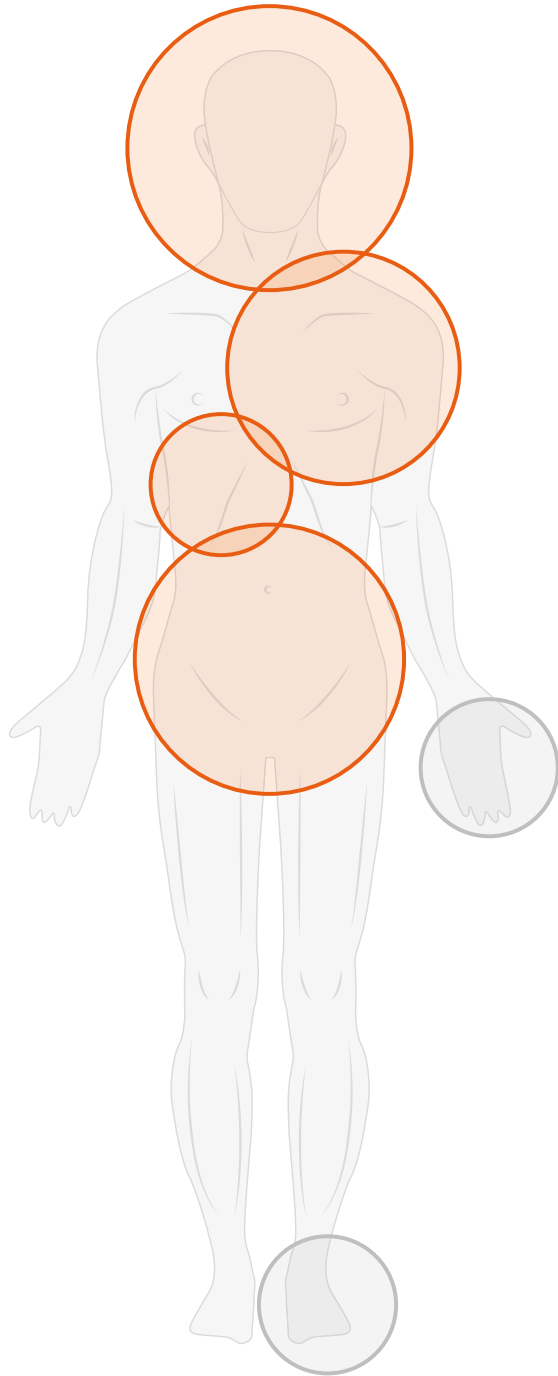


MRI COMPATIBLE PRODUCTS



Orfit's range of MRI compatible immobilization devices allows a reproducible set-up for each patient, both during simulation and treatment. The devices can be used in the MRI scanner and on the MRI Linac.

The product range contains high density head and neck base plates for the most common MRI scanners in the market: Siemens, Philips and GE. They allow the set-up of the coils in the most optimal position to obtain a good image quality. For the MRI Linac, there are low density versions of the head and neck base plates available.

The Orfit SBRT Solution is also entirely MRI compatible. It consists out of a fibre glass base plate, which is low density, and non-metallic accessories.

All Orfit thermoplastic masks are MR safe.



Head and neck base plates
Read more on p. 17-18



Head supports
Read more on p. 19-21



Blocks and wedges
Read more on p. 26-27



Pelvicast base plate
Read more on p. 91



High precision lung board
Read more on p. 94-95



The SBRT Solution
Read more on p. 117



HP PRO base plate
Read more on p. 59



MammoRx breast board
Read more on p. 98

ORFIT MRI-P AND ORFIT MRI-G SOLUTION FOR BRAIN, HEAD AND NECK

The Orfit MRI-P Solution is designed for Philips MRI Scanners and the Orfit MRI-G Solution for GE MRI Scanners.


Both solutions can be combined with the flexible coils of the respective MRI scanners. The base plates allow the use of a thermoplastic mask, head supports and blocks and wedges in order to scan the patient in the exact treatment position.

The solution includes a High Precision (HP) Base Plate, a set of six HP Low Density Head Supports and a set of Couch Top Fixations.



Art. N° 29111-P: MRI-P Solution

Art. N° 29111-G: MRI-G Solution



MRI

ORFIT MRI-S SOLUTION FOR BRAIN, HEAD AND NECK

The Orfit MRI-S Solution for brain, head and neck provides patient immobilization on the Siemens MAGNETOM family of MRI scanners. It allows for fusion of images with the patient in exactly the same position as during simulation and treatment.

The solution includes a High Precision (HP) Base Plate, a Bi-lateral Antenna Holder, a set of six HP Head Supports, and a set of Couch Top Fixations. Patients are immobilized with an Efficast thermoplastic 3-points or 5-points mask.

All components and thermoplastic masks are MRI-compatible and meet the standards of Siemens AG Healthcare with respect to functioning on the following Magnetic Resonance Systems.

ORFIT MRI-S SOLUTION FOR BRAIN, HEAD AND NECK

	1.5 Tesla	3 Tesla
Tim System	<ul style="list-style-type: none"> > Avanto > Espree > Symphony a Tim System 	<ul style="list-style-type: none"> > Verio > Trio a Tim System
Tim 4G System	<ul style="list-style-type: none"> > Aera 	<ul style="list-style-type: none"> > Skyra > Spectra

HP base plate

The HP base plate comes with different sets of dedicated indexing fixations so that it can be mounted on top of the different couch tops of the Siemens MAGNETOM family of MRI scanners.

Slots are provided in the base plate to attach Orfit high precision thermoplastic head and neck masks. All Orfit HP Head Supports, Blocks and Wedges can also be positioned on the base plate. This allows the patient to be immobilized in exactly the same position as for simulation and treatment.



Art. N° 29102
MRI-S Solution

Bi-lateral antenna holder

The antenna holder slides over the cranial end of the base plate. It can be opened for easy mounting of the antennas and for patient set-up with a mask. In a closed position the antennas are very close to the head of the patient for optimal image quality. The levers of the holder accept the large flex coils of the Siemens MRI system.