



Patient ID: _____ Date: _____

	<input type="radio"/> 5°	<input type="radio"/> 20°
	<input type="radio"/> 7.5°	<input type="radio"/> 22.5°
	<input type="radio"/> 10°	
	<input type="radio"/> 12.5°	
	<input type="radio"/> 15°	
	<input type="radio"/> 17.5°	

Tilt Angle

	Height
	<input type="radio"/> 1
	<input type="radio"/> 2
	<input type="radio"/> 3
	<input type="radio"/> 4
<input type="radio"/> 5	

Adjustable arm support (33178)





Bilateral arm support system (BASS)






Fixed Grip Pole (33176)

	Height
	<input type="radio"/> 1
	<input type="radio"/> 2
	<input type="radio"/> 3
<input type="radio"/> 4	


Adjustable Hand Support (33178)

	
CHB-1	CHD-1

Head Support

		
Orfit	Timo	Silverman

Head Support with Adapter Plate

	2-pin bar position	
	<input type="radio"/> 1	<input type="radio"/> 5
	<input type="radio"/> 2	<input type="radio"/> 6
	<input type="radio"/> 3	<input type="radio"/> 7
<input type="radio"/> 4	<input type="radio"/> 8	

Bottom Stop

Additional Positioning Elements

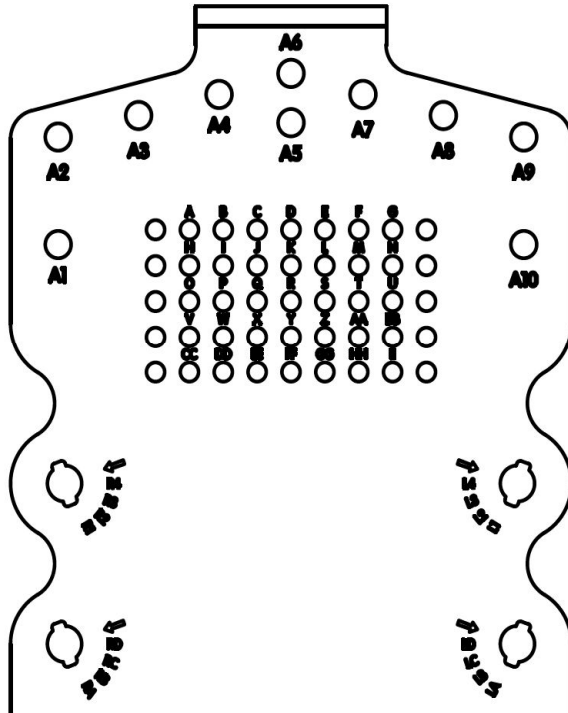
Position of laser line on millimeter scales:	
Position of 2-pin indexing bar on the couch:	MammoRx Breast Board:
	Bottom Stop:
Thermoplastic mask used:	<input type="radio"/> Yes
	<input type="radio"/> No
Others/remarks	

Patient ID: _____

Date: _____

Mark the position of the immobilisation accessories on the drawing

*Note: To indicate the position of the BASS:
draw a box around the Head Position holes to show physically the BASS board position and the rows of letter that are uncovered.*



All Rights reserved. No part of this publication may be produced, stored in a retrieval system or transmitted, in any way, form or by any means, electronic, mechanical, photocopying or otherwise, without prior written permission of Orfit Industries ©ORFIT Industries